ISTRUZIONI ASSEMBLAGGIO FIBRA OTTICA (cavo 22-951 e connettore Toslink 22-335)

1. DIMENSIONI DELLA SPELLATURA

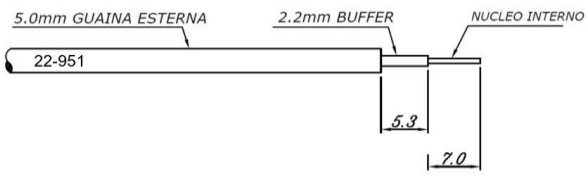

2. INSERIMENTO DEL CAVO NEL CONNETTORE

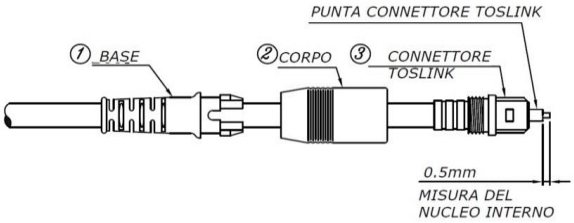

3. CRIMPATURA

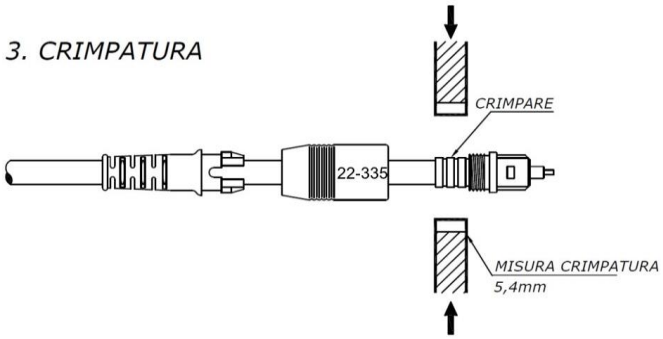

4. AVVITAMENTO

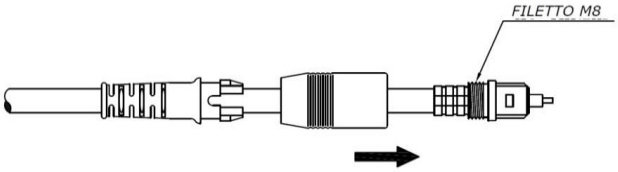

5. INSERIMENTO DELLA BASE

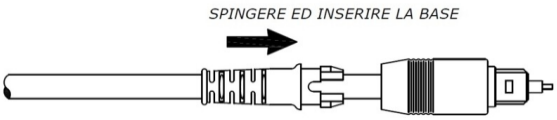

6. LAVORAZIONE DEL NUCLEO IN FIBRA

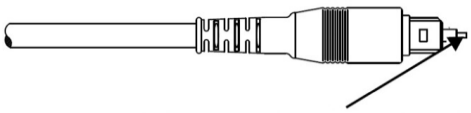

✔ *Con il foglio di Lappatura da 30µ (verde scuro), consumare l'eccesso del nucleo in fibra con un movimento circolare, fino ad ottenere una punta perfettamente perpendicolare (vedi punto 7)*

✔ *Con il Foglio di Lappatura da 1µ (lilla), lucidare la punta del nucleo in fibra*

7. CONTROLLO VISIVO

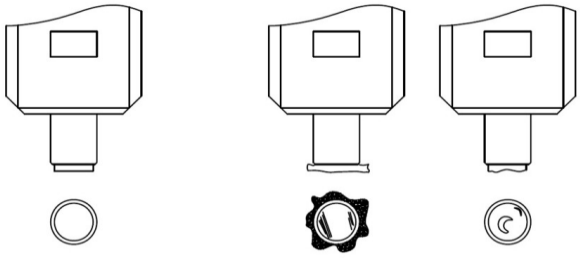

8. INSERIMENTO DEL TAPPO ANTI POLVERE

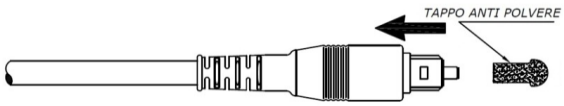

RS ELETTRONICA s.r.l.
Via B. Buozzi, 38 (Zona Ind. Baraccola) • 60131 **Ancona** • Tel. **071 2866866** - **2866810** • Cod. Fisc.e P.IVA 00818630428
R.I.: Ancona N.REA:92750 - Tribunale 11400 - Capitale sociale i.v. Euro 49.400,00 *Internet :* ***www.thender.it*** *- E.mail :* ***info@thender.it***